



WEEK COMMENCING 23 MAR

Weekly Update

After another busy week with our students immersing themselves in careers education, we once more have much to celebrate. Please do take a look at some of the photographs from British Science Week, and International Womens Day.



Today starts the first day of National Interview Week, so once more we find ourselves with another excuse to celebrate! All of our Year 10 students will be taking part in Mock Interviews with Impleyable. Each student will get the chance to participate in a mock interview with one of their professional volunteers. It is an amazing opportunity, giving learners the chance to practice their communication skills before taking part in their work experience week in July.

The Women in Design and Technology week is also on-going. This week we look forward to welcoming Lucy Wood from Amazon Web Services, Imogen Piper from the Washington Post, and Megan who is an experienced Design Strategist. For more information and to secure your place please contact Mrs Cameron.

Our Work Wednesday lunchtime session sees a visit from UCL professor and judge, Professor David Ormerod CBE. David is the Editor in Chief of Blackstone's Criminal Practice (2008-date) and was the General Editor of the Criminal Law Review (2012-2023). Book your place and plan your questions for what is guaranteed to be an interesting lunch.

Finally, please do enjoy your holidays, spend time with family and friends, reflect and revise. Enjoy your Easter break and we look forward to more careers learning next term.

For more help or a chat

Visit me in the main office or
[email me](#)



Mrs Clarke-McBermott
CAREERS LEADER



Upcoming Events

unifrog

From solving puzzles to machines that learn: how did AI evolve?

Monday 23 March 4.30-5.15pm. [Sign up here](#)

From witchcraft to science: the making of modern pharmacology

Tuesday 24 March 4.30-5.15pm. [Sign up here](#)

Electrical engineering taster: why do planes vanish?

Tuesday 24 March 5.30-6.15. [Sign up here](#)

How to prepare for exams and tests

Wednesday 25 March 4.30-5.15pm. [Sign up here](#)

Biomedical science taster: from challenges to breakthroughs

Wednesday 25 March 5.30-6.15pm. [Sign up here](#)

Likes, loops and dopamine hits: the neuroscience behind persuasive technology

Thursday 26 March 4.30-5.15pm. [Sign up here](#)

Product design engineering taster: do designers also need to be philosophers?

Thursday 26 March 5.30-6.15pm. [Sign up here](#)

Medicine taster: how doctors use digital imaging to see inside bodies

Thursday 26 March 6.30-7.15pm. [Sign up here](#)

BROADENING HORIZONS SERIES: LET'S EXPLORE

Let's explore: doing a degree, sustainably

Monday 20 April 4.30-5.15pm. [Sign up here](#)

Let's explore: alternative courses to medicine

Monday 20 April 5.30-6.15pm. [Sign up here](#)

Let's explore: degrees that get you career ready

Tuesday 21 April 4.30-5.15pm. [Sign up here](#)

Parents and caregivers session: what else is out there? Post-18 options you might not have considered

Tuesday 21 April 5.30-6.15pm. [Sign up here](#)

DON'T FORGET TO LOG ANY INTERACTIONS ON UNIFROG

Special Notice for Year 10 & 12

Work Experience week is getting very close. You are urged to complete the required paperwork on Unifrog. Please look out for the form that all students in Years 10 and 12 are being asked to complete - this will enable us to help anyone who is struggling. For those without placements you will be expected to complete a weekly log showing your progress. More to follow.



British Science Week Highlights

Libby Jackson - My Life in Space. KS3 Talk



Biology in Action



Panmure Liberum Visit



WOMEN IN DESIGN & TECHNOLOGY

Lunchtime Career Talks

Learn about careers in creative, design & technology industries!

T6 - Tech Block | 1:10 - 1:45pm | Bring your lunch!

Friday 20 March

LEIA MILBURN | Industrial Design

Tuesday 24 March

LUCY WOOD | Cloud Technology

Thursday 26 March

IMOGEN PIPER | Investigative Journalism


Friday 27 March

MEGAN THOMAS-ROBINSON | Design Strategy & UX
(Newstead Alumni)

Q&A SESSION AFTER EACH TALK!

Ask about career paths, university routes & industry insights.

ALL STUDENTS WELCOME!



For more info, see Mrs Cameron - Design & Technology Dept.

JPMorganChase Work Experience Programme

Year 10 and 11 students have the opportunity to enrol in an amazing work experience programme, hosted by JPMorganChase.

The programme combines virtual and in-person experiences, designed to help students build practical skills such as CV writing, interview techniques, and networking. You will also have the chance to put these skills into practice while interacting with JPMorganChase professionals and peers.

Students will:

- Start with a virtual preparation workshop to help them get the most from the programme
- Take part in a two-day in-person experience at a JPMorganChase office (London)
- Join a follow-up virtual session to build on what they've learned

Through the programme, students will gain insight into the financial sector and the impact of JPMorganChase's work with clients and communities.

This opportunity is ideal for curious, motivated students aged 14-16 who are keen to develop their skills and explore potential careers.

To find out more, please visit their [website](#).

To be eligible to attend, you must be available for all sessions.

- Session 1: Tuesday 4th August 2026 (virtual)
- Session 2: Tuesday 11th and 12th August 2026 (in person)
- Session 3: Thursday 18th February 2027 (virtual)



How To Maximise Every GCSE Mark

There is one week until The Degree Gap hosts a Live Online Complimentary Webinar: 'How to Maximise Every GCSE Mark'.

So, what will we cover?

Where marks are being lost

How to use exam mark schemes

How to convert weak topics into scoring topics

How to keep momentum without burnout

You will get the chance to listen to specialists in Maths, English and Science, explaining how they achieved top grades and how to pick up lots of marks in exams. We will focus on the most effective revision strategies before the exams, so you can maximise the next 3 months.

To sign up for the event on the 26th of March 7-8pm, please use [this link](#)

Imperial College London Opportunities

We are excited to be able to bring you the latest opportunities from Imperial College available to our students. Applications are open for Summer School and STEM Potential Year 10 Programmes as well as competitions, taster days and other opportunities across Imperial and beyond.

So, you want to be a doctor? Online Webinar

Staff and students from the School of Medicine will provide information, advice and guidance on deciding whether medicine is right for you, what is required for a strong application to study the subject at university, and the realities of life as a doctor. Available to Year 10 and 11 students.

Date: Saturday 7 March

Location: Online

[Application link](#)

Meet the medic. Online Webinar

Have you ever wondered what it is really like to be a doctor in London? Join in with this interactive webinar and find out more. For students in Years 10 to 13.

Date: Thursday 26 March @4.30pm - 1 hour

Location: Online

[Application link](#)



Outreach Summer Schools Programmes 2026

Open to students in Years 9 to 12 interested in STEM

Interested in STEM and keen to explore university and life at Imperial? Applications for our free residential and non-residential summer programmes are now open. [Visit the Summer Schools webpage](#) to learn more about the programmes, eligibility criteria, and how to apply.

Year 9 Girls Engineering Summer School: 4 - 7 August

Year 10 Insights Summer School: 29 July - 1 August (Residential)

Year 11 Online STEM Challenge: 23 - 26 June

Year 12 Sutton Trust Summer School Week 1: 14 - 17 July (Residential)

Year 12 Sutton Trust Summer School Week 2: 21 - 24 July (Residential)

Year 12 Work Experience Programme: 29 June - 3 July

Applications close in March 2026. Please check individual programme web pages for specific closing dates.



Years 10
and 12
only

WORK EXPERIENCE

MONDAY 13TH – FRIDAY 17TH JULY 2026 (5 DAYS)

WHAT'S THE POINT?

Work experience is crucial for exploring career paths and gaining essential skills. It provides real-world exposure, boosts confidence, and helps build a professional network.

Key benefits include:

- Testing personal interests
- Developing transferable skills like communication and problem-solving
- Understanding the relationship between education and job opportunities

LOCAL BUSINESSES

You can find a list of local businesses in this file. Please note, the places listed here have not agreed to offer work experience, this is just a directory.

[Local businesses](#)
[Unifrog contacts](#)

FINDING A PLACEMENT

If you're not sure where to start, here are some useful ideas:

- **Ask around:** Speak to family members, friends, or neighbours – someone may know a workplace that can offer you a one-day placement.
- **Local businesses:** Visit shops, hairdressers, cafes, garages, nurseries, or offices nearby and ask politely if they offer short placements.
- **Email or phone employers:** Write a short message explaining that you're a student looking for a placement (include the dates)
- **Think about what interests you:** Whether you're interested in animals, technology, sport, healthcare, or something else, try contacting places linked to your interests.
- **Be flexible:** Many places are busy, so be open-minded and positive about a wide range of opportunities.

If you're stuck or need help, speak to your form tutor or the careers team – we're here to support you.

HOW TO GUIDES

Helpful links:

- How to guide - [finding a placement](#)
- How to guide - [contacting potential employers](#)
- How to guide - [Researching possible placements](#)
- How to guide - [Uploading your placement on Unifrog](#)



WORK EXPERIENCE

MONDAY 13TH – FRIDAY 17TH JULY 2026

CONTACTING POTENTIAL EMPLOYERS

It can be really nerve-wracking contacting employers to ask them for work experience. But it doesn't have to be that way!

On this page, we'll discuss how to be prepared when contacting employers.

- Use your school email address
- Use a straight-to-the-point subject.
- Use the employer's name if you know it, or Sir/Madam if you don't.
- Remember to proof read the email so there aren't any mistakes.

SETTING THE EMAIL OUT

Your email should be professional and include all relevant information:

- **Paragraph 1:** Introduce yourself and the school or college you go to.
- **Paragraph 2:** Say a little about why you are interested in the industry; a couple of sentences is enough. This shows that you've done research and have thought carefully about where you'd like to do work experience.
- **Paragraph 3:** Politely ask about work experience opportunities on dates you are able to attend. You can also ask for a meeting/phone call here too.

Emailing an employer

To: hello@StarkIndustries.com

Subject: Work experience

Dear Mr. Stark,

My name is Peter Parker and I am a student at Midtown High School.

My interest in work experience with the Avengers was sparked when I visited your laboratory in Malibu, where I got to see your inventions. I have worked very hard to develop my teamwork skills and spider sense. I feel that with some guidance, I would be a great addition to the Avengers team.

I am looking to do some work experience between the dates of 10-24th February, to help develop my competencies and start to learn how to protect Earth. Do you have any spaces for work experience students at that time? I have attached a copy of my CV for your records.

Yours sincerely,
Peter Parker



WORK EXPERIENCE

MONDAY 13TH – FRIDAY 17TH JULY 2026 (5 DAYS)

RESEARCHING POSSIBLE PLACEMENTS

It can be difficult to know where to start looking for work experience and find a workplace that you're interested in. This session is here to help though!

Your placement will give you the chance to explore a workplace of interest to you. That way, you'll find out whether you it could suit you in the future!

Researching the work experience options in your area is great way to figure out what you are interested in learning about.

THE UNIFROG APPRENTICESHIP TOOL

The Unifrog Apprenticeships tool isn't just for looking for apprenticeships!

The tool can help you to:

- Search for businesses to approach for work experience
- Get an idea of the types of industries that are available in your area

The Apprenticeship tool also shows you businesses that you're interested in on a map, so you can see how far they are from home!

Start by logging into your Unifrog account...

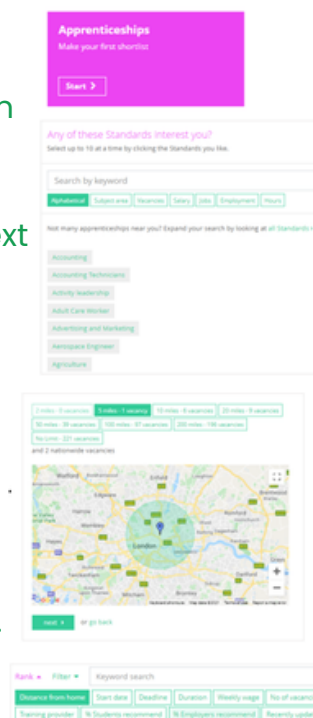
To use the Apprenticeships tool on your homepage:

- Search across various industries and select up to ten to explore.
- Filter results by travel distance using the map.
- Rank your results by "Distance from home" on the next page.
- Choose your preferred opportunities to create a shortlist.

This shortlist provides employer information, required skills, and job locations.

- Use the tool to identify companies for work experience.
- Note company names and your reasons for interest.

Conduct further research for contact details before reaching out. Don't forget to save to your Locker!



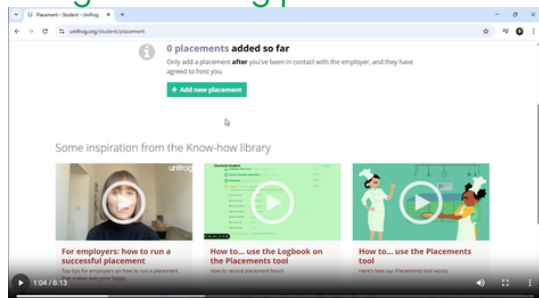


WORK EXPERIENCE

MONDAY 13TH – FRIDAY 17TH JULY 2026

UPLOADING YOUR PLACEMENT

We use Unifrog's placement tool to make sure all the paperwork and compliance is completed before you go on your work experience. Once you have agreed with an employer that you are able to work, you need to complete a form online. You can watch this handy [video](#) which will lead you through using the Unifrog placement tool.



THE UNIFROG PLACEMENT TOOL

At a basic level the tool is a series of forms which need to be completed by specific people at specific times; when one person finishes their form, the system automatically messages the next person in the chain.

The tool makes it easy:

- For students to get the ball rolling, then reflect on the placement afterwards;
- For the employer to follow
- For the parent/guardian to agree to the placement and stay informed of what's happening;
- For the school/college coordinators to have an overview of the whole process

Open the **placements** tool, via a tile on your homepage.

- Click 'Add new placement'
- Enter your start and end date, and placement advisor (Mrs Bull)
- For time commitment, choose 'full time', and choose 'in-person' for how you will meet the employer
- Complete the employer details, you will need to put in an address including postcode.
- Explain how you will travel to your placement
- Write down your objectives for the placement, this will go to the employer
- Enter the employer details - double check to make sure this is correct. It must be accurate or the employer won't get their email!
- Input your details, and your parents details. Again, make sure the email is correct as they will need to approve the placement.
- Check the tick boxes and click 'add placement'

The screenshot shows the Unifrog placement tool interface. At the top, it says '0 placements added so far' with a '+ Add new placement' button. Below this are three video thumbnails. The 'Logistics' section includes a 'Full time' dropdown menu and a 'Will you meet the employer in-person' dropdown menu. The 'Employer contact details' section has fields for 'Employer placement lead: name' (eg Tim Cook), 'Employer placement lead: email' (eg tcook@apple.com), 'Employer placement lead: email (again)', and 'Employer placement lead: phone number'. There is also a 'country code' dropdown. The 'Do you agree to:' section has a 'Yes, I agree to all four points above.' checkbox. At the bottom, there is a 'Form finished?' checkbox and a '+ Add placement' button.